



0

1

N

E

R

I

&

H

U

MATERIAL OPTIONS**750 SOLO DINING CHAIR**

Inspired by the Eames Shell Chair, the Solo Chair is an updated version that transforms the early industrial look of the Eames iconic chair into a sophisticated, comfortable chair that is suitable both in domestic and commercial settings. Solo chair has an upholstered shell that hugs the sitting body to create a microcosmic universe for the person, becoming an object of shelter and refuge, where the person can be "solo" and undisturbed while being hugged in this position.

SIZE

750

W47 × D55 × H88.5 cm, seat height 47 cm

W18 1/2 × D21 2/3 × H34 4/5 ", seat height 18 1/2 "

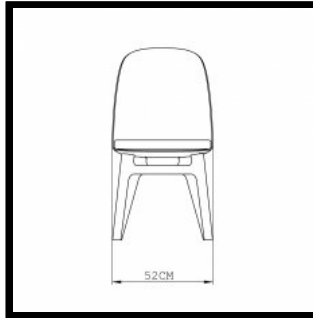
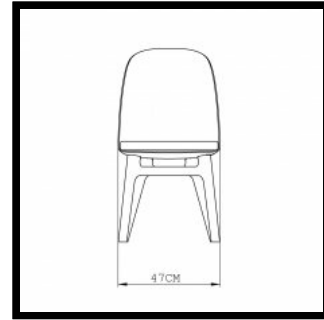
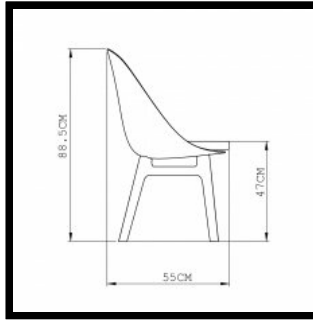
750S Wide

W52 × D55 × H88.5 cm, seat height 47 cm

W20 1/2 × D21 2/3 × H34 4/5 ", seat height 18 1/2 "

SPECIFICATION

Available in American black walnut, American white oak, or European Ash in a range of finishes, and a range of fabric and leather options. Click on 'Materials' in the left hand menu for further information.



750 SOLO DINING CHAIR

750

W47 × D55 × H88.5 cm, seat height 47 cm

W18 1/2 × D21 2/3 × H34 4/5 ", seat height 18 1/2 "

750S Wide

W52 × D55 × H88.5 cm, seat height 47 cm

W20 1/2 × D21 2/3 × H34 4/5 ", seat height 18 1/2 "

0
1
N
E
R
I
&
H
U