



0

1

S

T

U

D

I

O

I

L

S

E

MATERIAL OPTIONS**452E TOGETHER EXTENDING TABLE**

Joining the family of Seating for Eating, is Together Extending Table. Rounded ends act as drop leaves, creating a rectangular table when locked underneath. The rounded ends invite people to move up and get snug.

SIZE

452EM

W190/235.5/281 × D75 × H72.5 cm

W74 4/5 / 92 5/7 / 110 5/8 × D29 1/2 × H28 1/2 "

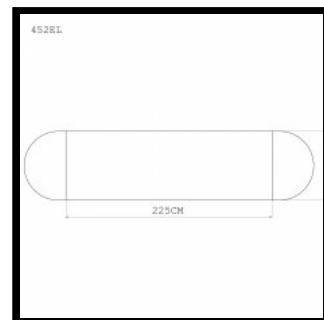
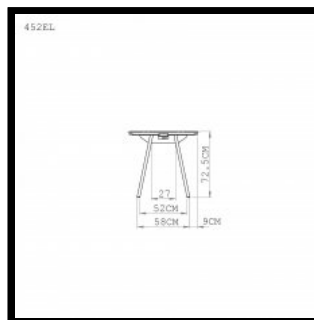
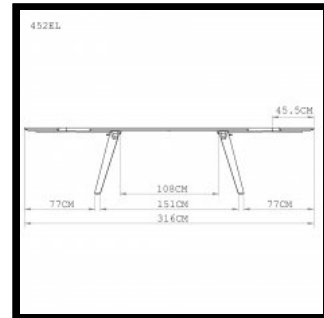
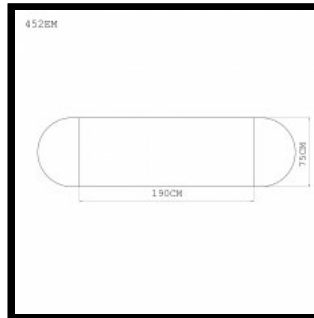
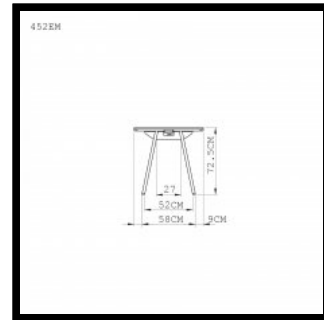
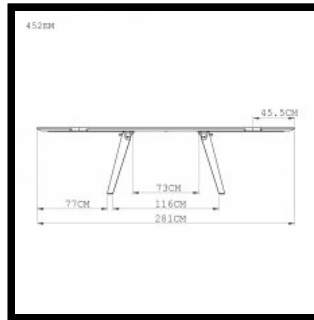
452EL

W225/270.5/316 × D75 × H72.5 cm

W.88 4/7 / 106 1/2 / 124 2/5 × D29 1/2 × H28 1/2 "

SPECIFICATION

Available in American black walnut, American white oak, or European Ash in a range of finishes. Copper feet. Brushed copper locking mechanism. Click on 'Materials' in the left hand menu for further information. The extension bars are centrally located on the hinged ends of the table. To extend, unlock the metal latch by sliding it to the side. Once released, fold the leaf upward, then pull the extension bar fully until it hits the stopper. NOTE: Due to limitations of the length of the premium wood plank available, the wood grain on the extension planks does not match that of the table. Assembly: Together Table



0
1
S
T
U
D
I
O
I
L
S
E

452E TOGETHER EXTENDING TABLE

452EM

W190/235.5/281 × D75 × H72.5 cm

W74 4/5 / 92 5/7 / 110 5/8 × D29 1/2 × H28 1/2 "

452EL

W225/270.5/316 × D75 × H72.5 cm

W.88 4/7 / 106 1/2 / 124 2/5 × D29 1/2 × H28 1/2 "